

Name: _____

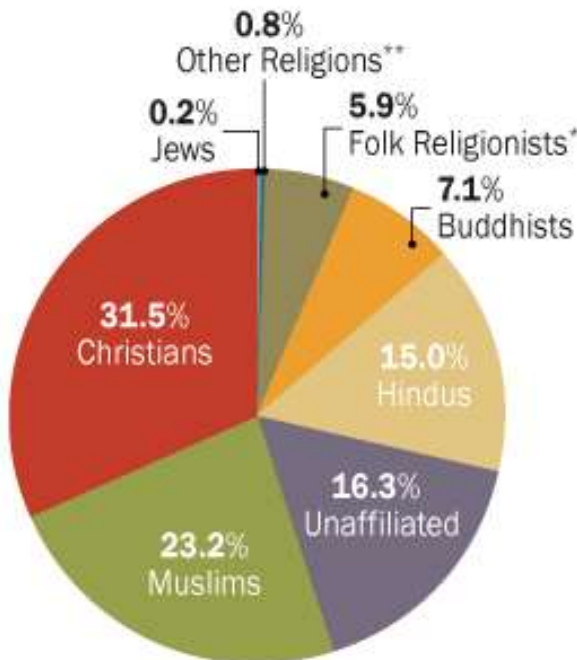
Block: _____

Religion in our World

Take a look at the following figures to form some judgments about the state of religion in our world today.

Size of Major Religious Groups, 2010

Percentage of the global population



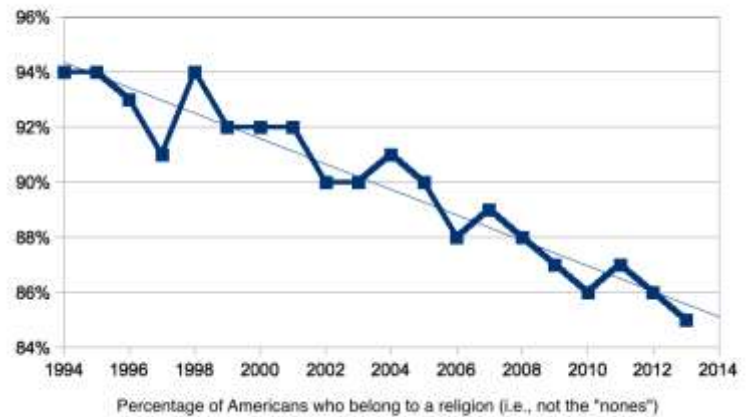
*Includes followers of African traditional religions; Chinese folk religions, Native American religions and Australian aboriginal religions.

**Includes Bahai's, Jains, Sikhs, Shintoists, Taoists, followers of Tenrikyo, Wiccans, Zoroastrians and many other faiths.

Percentages may not add to 100 due to rounding.

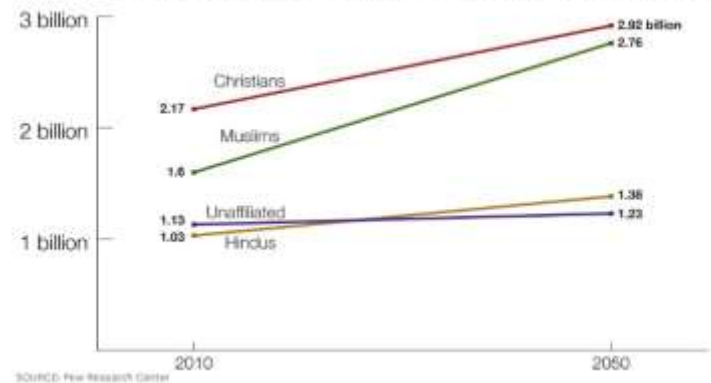
Pew Research Center's Forum on Religion & Public Life •
Global Religious Landscape, December 2012

Decline of Religious Identity



Graph by Corner of Church & State, an RNS blog
Source: Gallup

PROJECTED CHANGE IN GLOBAL POPULATION



SOURCE: Pew Research Center

What religion is the largest?

What is the second largest?

Can you think of a reason for the composition of religious groups?


How has religious identity fallen? Why might that be the case?

How can you explain the 'projected change' graph?

Now survey the students in this class to discover what religion they practice or believe in. Remember, everyone is entitled to their own belief!

Record your responses below:

Create a pie chart to show our classmates religious beliefs. Make sure to clearly label each section and provide percentages for each group. Give your chart a title!



What is the role of religion in your life? In others around you?